



# RC150

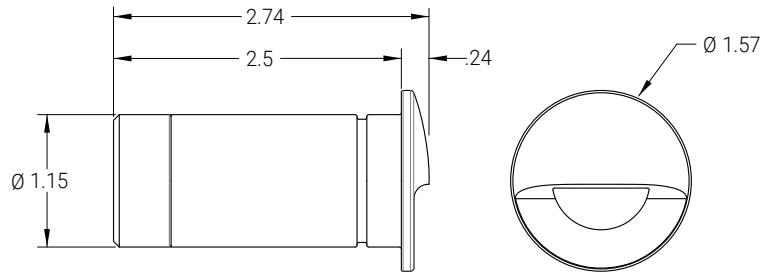
## Recessed - 12V

Project \_\_\_\_\_ Type \_\_\_\_\_ Quantity \_\_\_\_\_

The RC150 is a versatile small scale fixture. Select eyelid face for maximum glare control with forward light throw. Select open face for uplight applications. Glow face offers a decorative halo affect to guide and mark steps and walkways. Different wattages are available to set light levels. Constructed from precision CNC machined parts. Metal collar set in wood/drywall/stone is standard mounting. Pour kit available for concrete.

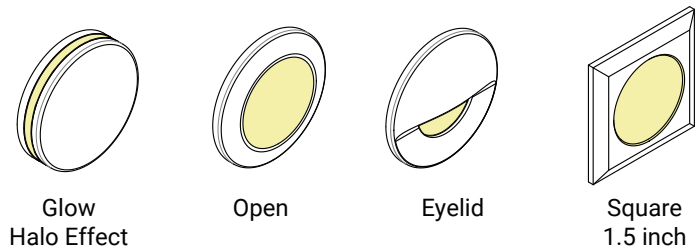
### Specification

			Renewable Product
Light Source	CR8 Led Lamp		
LED Rated Life	50,000 hours average **		
Power Consumption	1W, 2W, 3W Options		
CCT	2700K, 3000K, 4000K, 5000K		
CRI	93		
Light Output	65, 130, 195 (3000K Open Face)		
Input	10-15 Vac		
Lens	Borosilicate Glass		
Lamp holder	GU5.3		
Operating Temperature	-31F to 130F (-35C to 54C)		
Maintenance	Tool Free Plug-in LED Lamp		
Thermal Management	Fixture is utilized as heat sink		
Fixture Construction	CNC Machined from Solid Billet		
Ingress Protection	IP67		
Certification			



Dimensions inches

Eyelid



Glow Halo Effect

Open

Eyelid

Square 1.5 inch

\* IES LM-80 Standard ensures led light source will provide lumen maintenance and color performance.

\*\* LED life is defined as the time to 70% lumen maintenance (L70)

### Low Voltage Transformer Required Dimming 10-100% MLV, ELV

CR8 Led Lamp  Renewable Product *End of lamp life  
Replace lamp electronics  
Re-use lamp body*

### Ordering Guide

Example: RC150-AL-27-25-3-HX-OP-S-BK Aluminum, 2700K, 25deg Beam, 3Watt, Hex Cell, Open Face, Black Powder Coat Finish

RC150								
Prefix	Material	CCT	Beam	Watt	Accessory	Face	Mounting	Finish
AL - Aluminum	27 - 2700K	18 - 18 deg	1 - 65 lm	00 - None	G - Glow	S - Standard	N - Natural	
BR - Brass	30 - 3000K	25 - 25 deg	2 - 130 lm	HX - Hex Cell	O - Open	PK - Pour Kit	CA - Clear Anodize (Alum Only)	
CU - Copper	40 - 4000K	40 - 40 deg	3 - 195 lm		E - Eyelid		BA - Black Anodize (Alum Only)	
SS - Stainless	50 - 5000K				S - Square		BK - Black Powder Coat	
							WT - White Powder Coat	
							PTB - Patina Brown (Brass Only)	
							PTK - Patina Black (Brass Only)	
							C - Custom	



Vista, CA 92081 [www.dglights.com](http://www.dglights.com) [info@dglights.com](mailto:info@dglights.com)

