


Project \_\_\_\_\_ Type \_\_\_\_\_ Quantity \_\_\_\_\_


The PL is used to illuminate area and walkways. Constructed from CNC machined parts and heavy wall tubing. 10 inch ABS stake standard mounting, optional cast brass stake or stainless pedestal mount.

**Specification**

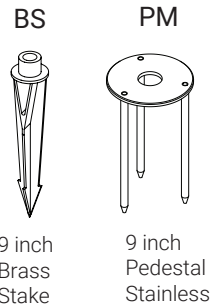
- Light Sources COB LED Module \*
- LED Rated Life 50,000 hours average \*\*
- Power Consumption 3 Watts
  - CCT 2700K, 3000K, 4000K, 5000K
  - CRI 93
- Light Output 150 Lumens
  - Input 10-15 Vac
  - Lens Borosilicate Glass
  - Fasteners Stainless steel
- Operating Temperature -31F to 130F (-35C to 54C)
- Maintenance Field serviceable Driver and LED module
- Thermal Management Fixture is utilized as heat sink
- Fixture Construction CNC Machined from Solid Billet and heavy wall tubing
- Ingress Protection IP67
- Certification 

\* IES LM-80 Standard ensures led light source will provide lumen maintenance and color performance.

\*\* LED life is defined as the time to 70% lumen maintenance (L70)



Dimensions inches



**Ordering Guide**

Example: PL-BR-27-S-PTB Brass Material, 2700K, 10 inch ABS stake, Patina Brown Finish

PL				
Prefix	Material	CCT	Mounting	Finish
AL - Aluminum	27 - 2700K	S - Standard	N - Natural	
BR - Brass	30 - 3000K	BS - Brass Stake	BK - Black Powder Coat	
CU - Copper	40 - 4000K	PM - Pedestal	PTB - Patina Brown (Brass Only)	
	50 - 5000K		PTK - Patina Black (Brass Only)	
			C - Custom	



Vista, CA 92081 [www.dglights.com](http://www.dglights.com) [info@dglights.com](mailto:info@dglights.com)

